

AquaScat

In-line turbidity measurement for the water treatment



Applications

- Turbidity measurement in raw water
- Monitoring of flocculation and dosage of flocculants
- Filtration monitoring of filter performance and back-wash control
- Turbidity measurement in treated and final waters
- Turbidity monitoring of water in storage and distribution networks
- Turbidity measurement in process and waste waters

Industries

- Potable Water Treatment Works
- Waste water treatment
- Industrial water production


Advantages

- True non-contact measurement in free-fall stream (models WTM, WTM A, HT)
- Dual beam measurement in optimized cell (model P)
- Re-calibration with secondary standard (fully automatic at model WTM A)
- Lowest stray light levels
- Virtually maintenance free
- Convenient operation via touch screen
- Graphical display of trends and/or values
- Visualization of measured values over the past month

AquaScat

In-line turbidity measurement for the water treatment


Innovations with true customer benefits



Non-contact free-fall concept

Water passes through the AquaScat models WTM, WTM A and HT without touching the optics.

- No window fouling and hence, the measured values are not falsified.
- Very low and high turbidity values can be measured precisely.
- The entire sample beam is measured which leads to true representative results.
- Extremely low maintenance is the result.



Dual beam concept

At the AquaScat P, transmitted light and scattered light are measured and taken into consideration. The cell is large and the machining is of high quality.

- The influence of the cell contamination is reduced substantially.
- Possible interference by colour is completely eliminated.
- Cell cleaning is minimised.



Very low quantity of stray light

The design of the AquaScat in combination with high quality optical components minimizes the quantity of stray light inside.

- A stable measurement of a few mFNU turbidity is therefore possible.
- Very low zero drift provides excellent long term stability.



Re-calibration with secondary standard

Formazine is used in the factory to calibrate the AquaScat after assembly. For re-calibration, a secondary standard (Zerodur® glass body) is available.

- Precise re-calibration is possible without the use of Formazine.
- In the AquaScat WTM A, this re-calibration is done automatically without stopping the waterflow.



Integrated control unit

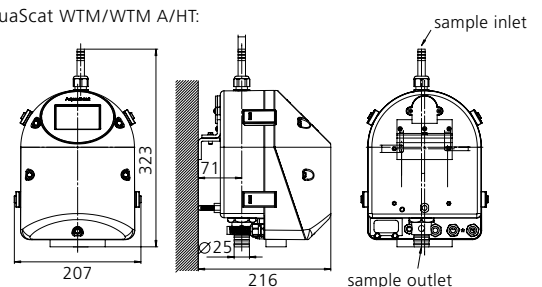
The control unit of all the AquaScat family is an integrated colour touch screen.

- Values, graphs, alarm- and status messages can be presented.
- An internal data logger allows recalling and displaying measured data of the last 32 days.

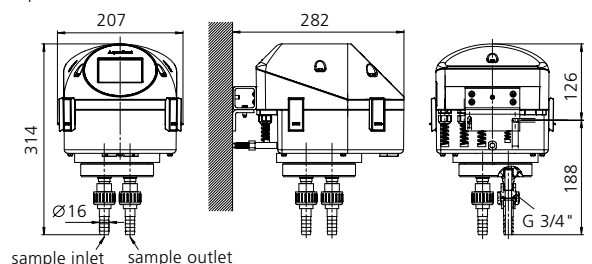
Technical Data

| | |
|------------------------------------|---|
| Instrument data: | |
| Measuring principle: | 90° Scattered light according to ISO 7027/EN27027 |
| Light source: | LED 880 nm |
| Measuring span: | 0 .. 4'000 FNU (WTM, WTM A, HT) 0 .. 100 FNU (P) |
| Measuring ranges: | 8, freely programmable |
| Resolution: | 0.001 FNU (WTM, WTM A, P); 0.1 FNU (HT) |
| Sample temperature: | 0 .. +40 °C |
| Ambient temperature: | -10 .. +50 °C |
| Humidity: | 0 .. 100% rel. |
| Protection: | IP 54 (WTM, WTM A, HT); IP 65 (P) |
| Power supply: | 18 .. 30 VDC, optional: 100 .. 240 VAC, 47 .. 63Hz |
| Power consumption max.: | 8 W |
| Installation models WTM/HT: | |
| Sample inlet/outlet: | Hoses of inner ø 12/25mm |
| Sample flow: | min. 1.3 l/min, atmospheric pressure |
| Material inlet/outlet: | SS 316L/PVC |
| Installation model P: | |
| Sample inlet/outlet: | Hoses of inner ø 16/16mm or GF-System G¾" |
| Sample flow: | 0.2 .. 2 l/min |
| Pressure: | max. 10 bar @ 20 °C |
| Material: Cell/inlet&outlet: | POM/PVC |
| Control Unit: | |
| Display: | 1/4 VGA, 3.5" |
| Operation: | Touchscreen |
| Outputs: | 2 x 0/4 .. 20 mA, galv. isolated 2 x Relays 250 VAC, 4A 1 x for optional flow meter |
| Inputs: | 2 x 0/4 .. 20 mA |
| Digital interfaces: | Ethernet, Modbus TCP, SD-card |
| Optional: | Profibus DP, Modbus RTU |

AquaScat WTM/WTM A/HT:



AquaScat P:



photometer.com/66c5

Your representative:



ProDetec Pty.Ltd.
 P. +61 (02) 9620 8700
 F. +61 (02) 9620 8755
 E. info@prodetec.com.au
 A. 17/38 Powers Rd,
 Seven Hills NSW 2147
 www.prodetec.com.au

SIGRIST
 PROCESS-PHOTOMETER
SIGRIST-PHOTOMETER AG
 Hofurlistrasse 1 · CH-6373 Ennetbürgen
 Tel. +41 41 624 54 54 · Fax +41 41 624 54 55
 www.photometer.com · info@photometer.com