

## OLCT 10

Detector / Transmitter  
CO - NO NO2 and Freons



### Presentation

Designed for commercial applications, OLCT 10 detector perfectly suit the protection of equipment and personnel in presence of combustion and exhaust gases or refrigerants (freons) in ambient air.

Rugged, small, easy to install and operate, these detectors combined with the MX 15 control unit meet demanding user requirements.

### Features

- Electrochemical and semiconductor sensors
- 4-20 mA output signal
- Dust and humidity resistant (IP65)
- Fast and accurate response
- ATEX approval for use in hazardous areas (CO, NO and NO2)
- Up to 5 detectors on same line (CO, NO, NO2)

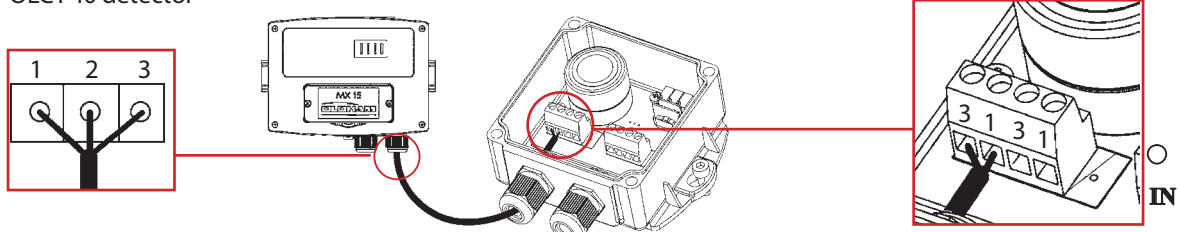
### Applications

- Cold rooms
- Car parks

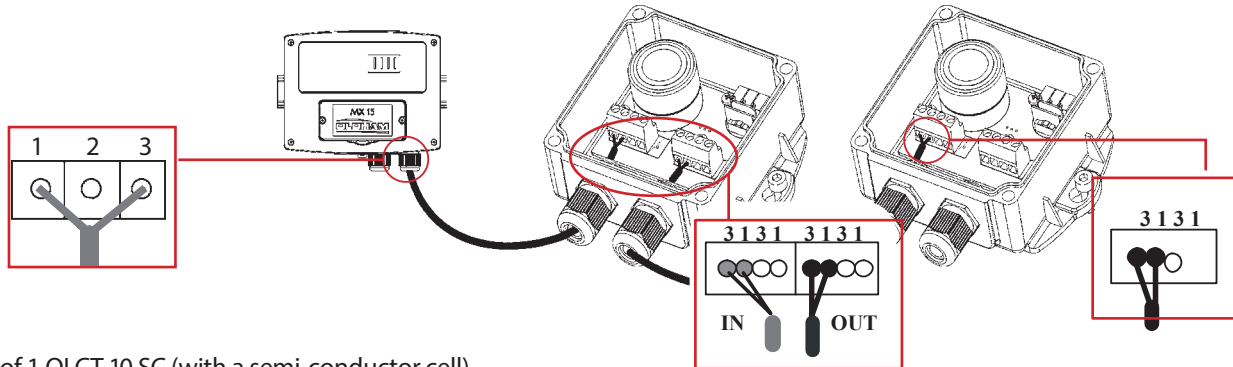
# OLCT 10

## CO NO NO2 und Freone

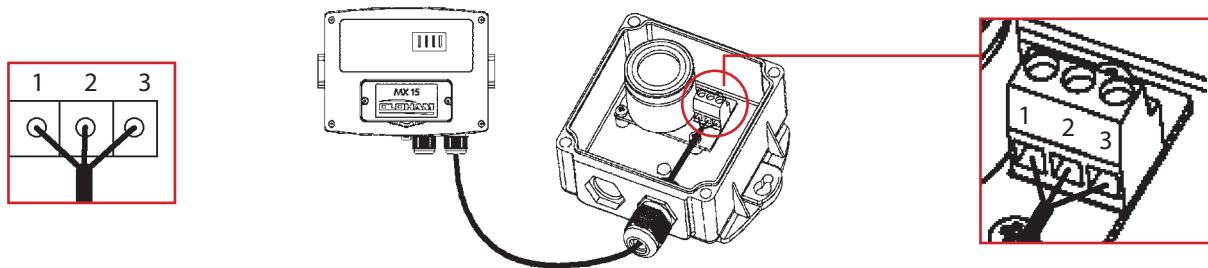
### Wiring of 1 OLCT 10 detector



### Wiring in parallel of 2 OLCT 10 detecting same gas (CO, NO or NO2)



### Wiring of 1 OLCT 10 SC (with a semi-conductor cell)



### Technical features

	Electrochemical sensor	Semiconductor sensor
Range	CO (0-300 ppm), NO (0-100 ppm), NO <sub>2</sub> (0-30 ppm)	R134a, R404a, R22, R410a etc.
Signal output	Normal operation 4-20mA (Fault < 0.5 mA or > 23.2 mA)	Normal operation 4-20mA (Fault < 0.5 mA or > 23.2 mA)
Settings	<ul style="list-style-type: none"> <li>Without opening the enclosure by means of 2 potentiometers for zeroing and spanning</li> <li>2 mA signal output in maintenance mode</li> <li>One dedicated connector to get a gas measurement</li> </ul>	
Power Supply	15 to 30 Vdc (nominal 24 Vdc)	15 to 30 Vdc (nominal 24 Vdc)
Consumption	30 mA max.	100 mA max.
Cabling	2-wire, shielded, core size 0.9mm <sup>2</sup> 2 cable gland M16 (outer 4 to 8 mm)	3-wire, shielded, core size 0.9mm <sup>2</sup> 1 cable gland M16 (outer 4 to 8 mm)
Dimensions (LxHxP)	118 x 126 x 58 mm	118 x 126 x 58 mm
Material	ABS	ABS
IP rating	IP65	IP65
Expected Lifespan	24 to 48 month, depending gas to detect	> 24 months
Operating temperature	-10 to +45 °C	-10 to +60 °C
Operating humidity	15% HR to 90% HR	20% HR to 90% HR
Pressure range	1 bar ± 10 %	1 bar ± 10 %
Response Time	NO <sub>2</sub> : T <sub>90</sub> < 60s, NO: T <sub>90</sub> < 120	CO: T <sub>50</sub> < 15s, Fréon R134A: T <sub>50</sub> < 30s
Certification	<ul style="list-style-type: none"> <li>Electromagnetic compatibility according to EN 50270:06 (typ 1)</li> <li>ATEX II 3 G / Ex nA II C T4</li> <li>Complies with EN 14624 for freon</li> </ul>	

### Dimensions

